

# How to Submit a **Youth Swine** Online Entry



GO TO <https://www.floridastatefairAG.com/>

SELECT the "Participants" TAB

CHOOSE "Competitions & Shows" from the dropdown list



Click on the Show you are interested in



CLICK on "Rules"  
SELECT "Youth Rules"  
for information  
pertaining to  
your entry.

AG PARKING PROGRAM  
INFORMATION

CHAMPION OF CHAMPIONS VIP  
PARKING LINK

ETHICS WORKSHOP

SCHOLARSHIPS

LATE ENTRY POLICY

# YOUTH SWINE SHOW ALL YOU NEED TO KNOW

We are thrilled that you are interested in the 2025 Florida State Fair.

In this section, we have assembled all the information you will need to enter the Youth Swine Show. We encourage you to check out all the information in regards to the show.

All students that are entered in the 2025 Florida State Fair Youth Show must complete the Youth Livestock Show Ethics and Animal Care Workshop to show an animal at the Florida State Fair. Youth exhibiting at other fairs should check that specific fair's rules for ethics qualifications. The last workshop offered for exhibitors showing at the Florida State Fair will be held on January 20, 2025.

**YOUTH SWINE RULES**

**YOUTH SWINE RULES**

**DOWNLOAD RULES**

### SIGNATURE PAGE

**\*\*Please Note:** The Signature Page **MUST** be uploaded to the b points for the Achievement Premium program.

UPLOAD LIVESTOCK ENTRY DOCUMENTS (Signature Page fo

- **READ** the FULL handbook so you know in advance of any show rule changes or additions, show times, general rules, ticket policy, etc.

| FLORIDA STATE FAIR<br>YOUTH - BARROW ONLY - SWINE SHOW<br>FEBRUARY 6 - 9, 2025<br>Entry Due Date: October 3, 2024   |  |
|---|--|
| ONLINE Entry Due Date (No paper entry forms will be accepted)   | October 3, 2024  |
| *Please Note: When the maximum number of entries is reached (240 exhibitors), the Online Registration will be Closed which could happen on or before October 3* |  |
| Grace Period (double entry fee)   | October 10, 2024                                       |
| <i>See our website for ONLINE Entry link...www.floridastatefair.org</i>   |  |
| Signature Page <b>MUST</b> be submitted to the Ag Office by the corresponding entry due date to be eligible for full entry points. (See page 13 for details)    |  |
| Email Notification (from the FSF Agribusiness Office) that entry has been accepted...on or before October 14, 2024  |  |
| Payment Due Date  | October 17, 2024                                       |
| **If payment is being mailed to FSF, please include a copy of online receipt with check.  |  |
| Ownership Deadline  | Day of Ear Tagging/Tattooing                           |
| Scholarship Application Deadline  | December 6, 2024                                       |
| Purebred Swine Registration Papers Postmarked   | January 10, 2025                                       |
| ***Registration Papers postmarked after January 10 <sup>th</sup> will not be accepted and swine will show with Crossbreeds.                                     |  |
| Chapter/Club designated/Student Birth Date to Livestock Office  | January 10, 2025                                       |
| YQCA Certification Deadline (See pages 10 for details)  | January 10, 2025                                       |
| **Please Note: This is an optional Champion Youth Point Opportunity and NOT a Show Requirement  |  |
| Arrival   | February 6, 9:00 am - 1:00 pm                          |
| Check In Booth -  |  |
| Arena Check In Booth  | February 6, 11:00 am - 3:00 pm                         |
| **All Record Books/Educational Posters Turned In  |  |
| **All Changes for Ask Me Talks Time   |  |
| Exhibitor Meeting and Dinner  | February 6, 6:30 pm                                    |
| Record Book Skills Test/Skilathon   | February 7, 1:00 pm                                    |
| **Seniors start at 1:00 pm/Inter. start at 3:00 pm/ Juniors start at 4:00 pm  |  |
| Ask Me Talks  | Feb. 7, 8:00 am - 5:00 pm<br>Feb. 8, 8:00 am - 3:00 pm |
| Showmanship   | February 8, 4:00 pm                                    |
| **Intermediates start at 4:00 pm followed by Juniors followed by Seniors  |  |
| Show  | February 9, 11:00 am                                   |
| Announce Champion Youth Winners   | Conclusion of Show                                     |
| Exhibitors released of responsibility   | February 9, 5 pm or conclusion of show                 |
| Sponsor Thank you letters   | June 30, 2025  |

**SPECIAL NOTE: INDIVIDUALS MAY ENTER A MAXIMUM OF 2 YOUTH LIVESTOCK SHOWS AT THE 2025 FLORIDA STATE FAIR.**

## SHOW INFORMATION

CLICK on "Registration"

**YOUTH SWINE RULES**

**REGISTRATION**

SELECT the "Register Now" Button

**YOUTH SWINE SHOW REGISTRATION**

ONLINE REGISTRATION

SIGNATURE PAGE  
**\*\*Please Note:** The Signature Page **MUST** be uploaded to the below link, emailed, faxed or mailed by time of corresponding entry due date to qualify for full points for the Achievement Premium program.

UPLOAD LIVESTOCK ENTRY DOCUMENTS (Signature Page for Youth Online Entries, Animal Registration Papers, YQCA Certificate, etc.)

How to Submit a Youth Swine Online Entry

**\*\*Please Note:** The Signature Page **MUST** be uploaded to the below link, emailed, faxed or mailed by time of corresponding entry due date to qualify for full points for the Achievement Premium program.

CLICK on "Downloads" for additional show information (Skilathon Manual, Record Books, Etc.)

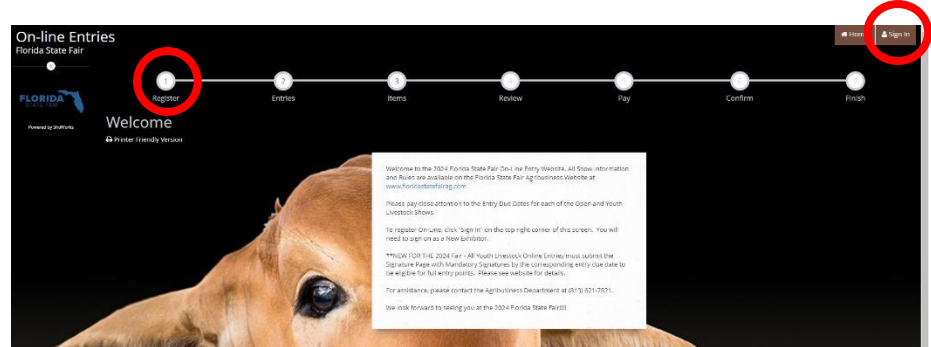
## Youth Livestock Competitions | Online Entry Form Instructions

### STEP 1 – Launch Online Entry Form on the Agribusiness Website

Once you have read the handbook and know the department, division & class for your entry; you are ready to complete the **Online Entry Form**.

### STEP 2 – Read Welcome Page

- You will be brought to the online application **Welcome Page**, with a message from us.
- NOTE:** When completing the application be sure to enter your personal information accurately as all communication will use that information.
- NOTE:** Please look at the specific show rules for Entry Due Dates!!
- CLICK** on the number (1) Register button or the Sign In link in the upper right corner



### STEP 3 – Register

- Select “Exhibitor” from the drop down list
- ENTER** your full First and Last Name (case sensitive)
- CHOOSE** the button for “I am a new exhibitor”
- CLICK** the blue “Continue” button.

**Note:** ALL past fair exhibitors will be **REQUIRED** to register as a new exhibitor each year to create a new account.

Registration

Tip:  
Are you a family or group with multiple exhibitors? Sign in as a **Quick Group** to submit entries for multiple family members or a group of exhibitors and check out all in the same cart.

First Name

Last Name

or sign in using ShoWorks Passport  
It's free and lets you securely keep your information and entries **year-to-year** and reuse across different fairs and shows. Get instant notifications when it's time to show or entries have been judged and see your awards. Sign up now and begin keeping track of your own entries!  
[Tell me more about ShoWorks Passport...](#)

I am a new exhibitor or have yet to register this year  I have previously registered this year

[Continue](#) →

## Youth Livestock Competitions | Online Entry Form Instructions... continued

### STEP 4 – Exhibitor Information

- On **Registration Page** you will fill in all your **Exhibitor Information**.
- You will also have to create a password that you want for your account. You will need to remember your password for the future if you need to log back in.
- All required fields are denoted by the blue asterisk. \*
- Several of these questions are needed for the **Youth Shows Only**. Please Note: if you are Showing in both the Open and Youth Shows – fill these questions out during the initial registration process.

- **CLICK** the brown “Information is Correct, Continue” button.

### STEP 5 – Confirm Registration Information

- The Registration Page you will **Confirm Registration Information** you entered is correct.
- **NOTE:** If you see any mistakes, **SELECT** the “Back” button in your browser to go to the previous page.
- **CLICK** the brown “Continue” button.

### STEP 6 – Add Swine Entry to Cart

On this screen you will be able to create your entry.

- **CHOOSE** a Department - **SWINE**
- **CHOOSE** a Division – **YOUTH SWINE**
- **CHOOSE** a Class.  
1<sup>st</sup> Barrow (Original Entry) will be entered in Class 100
- **COMPLETE** any additional fields that are either mandatory or optional.
- **CLICK** “Add Entry to Cart” button.

Please look at the **Special Instructions** at the top of the page

## STEP 7 – Add Optional Second Swine Entries

On this screen you will be able to create additional second swine entry or **SELECT** Continue.

- **CHOOSE** one of three buttons

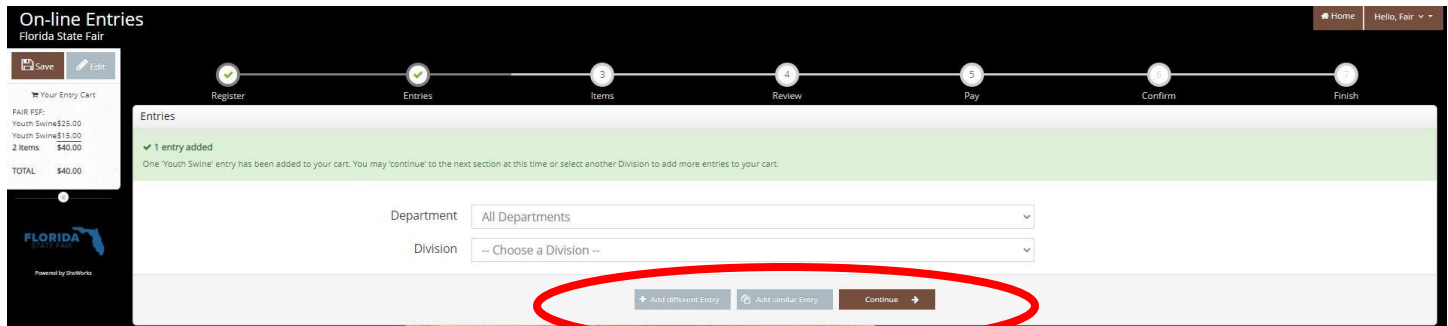
**Add Different Entry:** Allows you to add a second swine entry **OR**

**Add Similar Entry:** Allows you to add an entry same Department & Division.

If you would like to tag a second pig - simply repeat **STEP 6** and select **Class 200**

*\*\*Exhibitors wanting to tag two pigs will need to be entered in Class 100 and Class 200.*

- **CLICK** the brown “Continue” button if you are finished adding entries

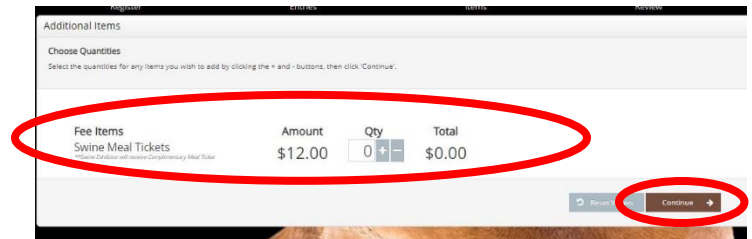


## STEP 8 – Additional Items

On this screen you can purchase tickets to the Swine Exhibitor Dinner.

**Exhibitors will receive a Complimentary Ticket**

- **Select** the quantity to add it to the cart.
- **CLICK** the brown “Continue” button



## STEP 9 – Review of Cart

On this screen you will be able to review all your entries and “Check-out.”

- **CHOOSE** one of four buttons.

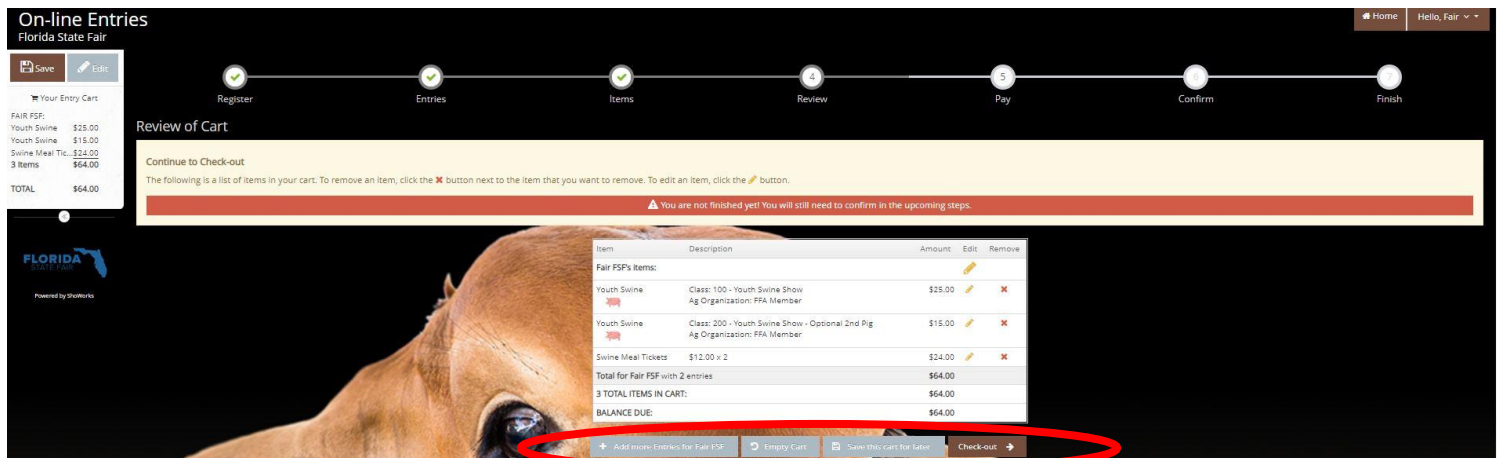
**Add More Entries:** Allows you to add more entries.

**Empty Cart:** Allows you to start over.

**Save the cart for later:** Allows you to save your cart so you can return at a later time and continue the check-out process.

**NOTE:** Use the pencil icon on the right of each entry to edit an entry or the red x to delete an entry.

**CLICK** the brown “Check-out” button if you are ready to submit your entries.



## Youth Livestock Competitions | Online Entry Form Instructions... continued

### STEP 10 – Payment

On this screen you will be able to choose when you want to pay for your entries.

- **CHOOSE** one of two payment options

#### Pay Now:

- **SELECT** the Payment Method
- **PROVIDE** Payment Information
- **TYPE “YES”** in “I agree to above statement”

**CHOOSE** the blue “Submit” button to complete transaction

**Pay Later:** Allows you to pay for your entry by mailing us a check. Will automatically take you to the Confirm Page

- **TYPE “YES”** in “I agree to above statement”
- **CHOOSE** the blue “Submit” button to complete transaction.
- You will be emailed a receipt with instructions for mailing your check.

#### Note:

If you **SELECT “Pay Later”** you **WILL NOT** be able to sign back in and pay online. If **SELECTING “Pay Later”** you will need to pay by mailing a check.

Register Entries Items Review

Payment

Would you like to pay now or later?  
Immediate payment is optional. You may choose to either Pay Now the balance of \$25.00 in the following step, or you may skip payment by choosing Pay Later and following the instructions on your receipt to remit payment at a later time.

Pay Later → Pay Now

Payment

Provide Payment Information  
Your balance is \$25.00. Please complete the following for your purchase. You will confirm on the next page.

Amount Due \$25.00

Payment Method -- Credit or Debit Card --  
-- Credit or Debit Card --  
Visa  
American Express  
Discover  
Master Card

Payments

Provide Payment Information  
Your balance is \$25.00. Please complete the following for your purchase. You will confirm on the next page.

Amount Due \$25.00

Payment Method Visa

Account Number

CVV

Expiration Date

Use my previous address

Name on Card

Billing Address

Billing City

Billing State/Prov

Billing Postal Code

Billing Country

Submit

Do you agree to the following?

Below are items which are about to be entered.

⚠ You have one more step remaining. Your items will NOT be added until you type 'YES' in the box below and click 'Submit'.

| Item  | Description   | Amount  |
|---|---|---------|
| Fair Sample's items:  |   |         |
| Youth Swine   | Class: 100 - Youth Swine Show<br>Club: *** Club or Chapter Not Listed***<br>Ag Organization: FFA Member               | \$25.00 |
| Youth Swine   | Class: 200 - Youth Swine - Optional 2nd Pig<br>Club: *** Club or Chapter Not Listed***<br>Ag Organization: FFA Member | \$15.00 |
| Swine Meal Tickets  | \$12.00 x 2   | \$24.00 |
| Total for Fair Sample with 2 entries and 1 additional items |   | \$64.00 |
| 3 TOTAL ITEMS IN CART:                                      |   | \$64.00 |
| BALANCE DUE:  |   | \$64.00 |

Signature

I (as the exhibitor of this project) hereby certify that this/these animal(s) are intended for exhibition strictly in accordance with the rules and regulation in the 2024 Show Rules, by which I, the undersigned, understand & agree to abide by. I also agree to abide by the IAFE National Code of Show Ethics as stated in the rules. I also agree to abide by the General Disputes Policy as stated in the Rules. I agree and consent to the use of pictures, including but not limited to photographs and video, of me and/or animals in any or all publications, TV, publicity brochure, internet site, or other publicity associated with the Florida State Fair. I understand that the 2024 Youth Swine Show is held in conjunction with the 2024 Florida State Fair and agree that the Florida State Fair is not liable or responsible for any delay, change of dates or cancellation of the 2024 Florida State Fair due to the following force majeure events: (a) acts of God; (b) flood, fire, earthquake; or (c) other potential disaster(s) or catastrophe(s), such as epidemics, or explosion.

I (as the parent of the exhibitor of this project) hereby certify that this/these animal(s) are intended for exhibition strictly in accordance with the rules and regulation in the 2024 Show Rules, by which I, the undersigned, understand & agree to abide by. I also agree to abide by the IAFE National Code of Show Ethics as stated in the rules. I also agree to abide by the General Disputes Policy as stated in the Rules. I agree and consent to the use of pictures, including but not limited to photographs and video, of me and/or animals in any or all publications, TV, publicity brochure, internet site, or other publicity associated with the Florida State Fair. I understand that the 2024 Youth Swine Show is held in conjunction with the 2024 Florida State Fair and agree that the Florida State Fair is not liable or responsible for any delay, change of dates or cancellation of the 2024 Florida State Fair due to the following force majeure events: (a) acts of God; (b) flood, fire, earthquake; or (c) other potential disaster(s) or catastrophe(s), such as epidemics, or explosion.

I agree to the above statement. (type 'YES' if you agree)

By typing 'YES' you agree and are bound by the above statement. This action serves as your signature.

Submit

# Youth Livestock Competitions | Online Entry Form Instructions... continued

**Completed:** Submission Successful

- Exhibitors will receive an email at this point with the below information

Completed!

✓ Submission Successful  
Below is a summary of your transaction. You should print a detailed version at this time for your records or include in any correspondence.

🖨️ Don't forget to print!

**Transaction Summary for Florida State Fair**

Confirmation ID: fsf-3240130544650

|                         |                      |
|-------------------------|----------------------|
| Total Exhibitors:       | 1                    |
| Total Entries:          | 2                    |
| Total Additional Items: | 1                    |
| Transaction Time:       | 8/28/2023 1:05:45 PM |
| Transaction Amount:     | \$64.00              |
| Transaction Payment:    | \$0.00               |
| Transaction Balance:    | \$64.00              |

Also, email a copy of my receipt to: AG@FloridaStateFair.com

**Note:** To receive a copy of the receipt to your email, **CHECK** the box.

**Be sure to print detailed receipt**

- If you wanted to pay later or have a balance due please see instructions for mailing your check to the Florida State Fair.

**Florida State Fair**  
On-line Entries Receipt

| ITEM               | DESCRIPTION   | WEN#   | AMOUNT  |
|--------------------|---|--------|---------|
| Youth Swine        | Class: 100<br>Class Description: Youth Swine Show<br>Club: ** Club or Chapter Not Listed**<br>Ag Organization: FFA Member               | B0BABA | \$25.00 |
| Youth Swine        | Class: 200<br>Class Description: Youth Swine - Optional 2nd Pig<br>Club: ** Club or Chapter Not Listed**<br>Ag Organization: FFA Member | 0395D2 | \$15.00 |
| Swine Meal Tickets | \$12.00 x 2   |        | \$24.00 |

**Total for Fair Sample** with 2 entries and 1 additional items  
 Address: PO Box 11766  
 City: Tampa  
 State/Prov: FL  
 Postal Code: 33680  
 County: Hillsborough  
 Phone: (813) 621-7821  
 e-mail: [AG@FloridaStateFair.com](mailto:AG@FloridaStateFair.com)  
 DOB: 1/1/2005  
 SSN/EIN (protected): xxx-xx-xxxx  
 Ethics #: 23FSF3000  
 Location of Tagging: Florida State Fair - 11/13  
 T-Shirt Size: Adult Large  
 Age Category: Senior (14 and older)  
 Location of Animal: Home Place of the Exhibitor or Land Lab for Chapt  
 Exhibitor Needs: No - Exhibitor does not have any learning or physi

|              |                |
|--------------|----------------|
| TOTAL:       | <b>\$64.00</b> |
| PAYMENTS:    | <b>\$0.00</b>  |
| BALANCE DUE: | <b>\$64.00</b> |

EXHIBITOR NAME: fair sample  
 CONFIRMATION ID: fsf-3240130544650  
 TRANSACTION TIME: 8/28/2023 1:05:44 PM

Mandatory Disclosure of Social Security Number or Federal ID Number - Federal Tax regulation requires the Florida State Fair Authority (FSFA) to obtain Social Security Numbers (SSN) or Taxpayer Identification Number (TIN) from every person to whom compensation is paid. SSN or TIN are maintained and used by FSFA for the processing of payments due, and are reported to Federal and State agencies on forms required by law. FSFA will not disclose any SSN or TIN without your consent to anyone outside FSFA except as mandated by law. Failure to provide a SSN or TIN will result in denial of compensation.

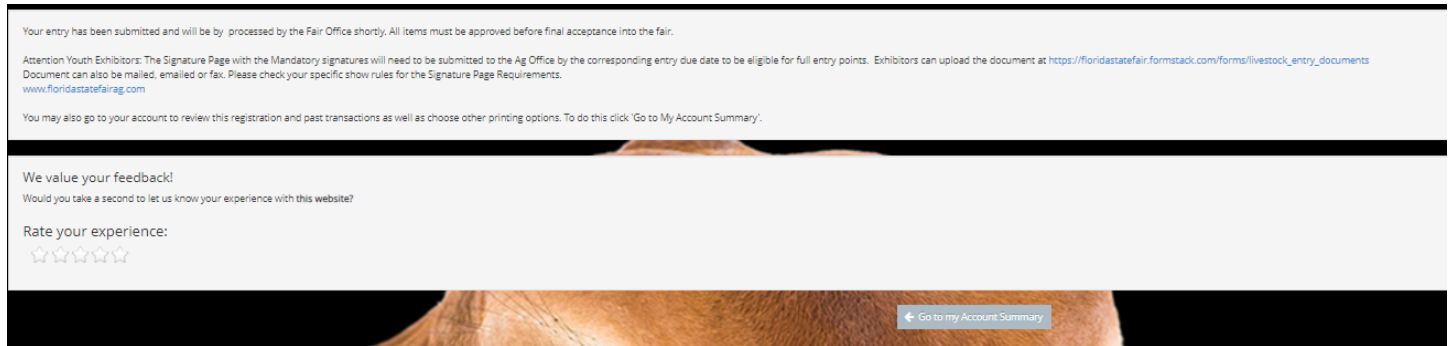
**Florida State Fair**  
On-line Entries Receipt Summary

|                        |                          |
|------------------------|--------------------------|
| 3 TOTAL ITEMS IN CART: | <b>\$64.00</b>           |
| PAYMENTS:              | <b>-\$0.00</b>           |
| BALANCE DUE:           | <b>\$64.00</b>           |
| CONFIRMATION ID:       | <b>fsf-3240130544650</b> |

Transaction Time: 8/28/2023 1:05:44 PM

### STEP 11 – Finish

- You will land on the “Thank you! Page”
- Feel free to provide feedback and rate your experience



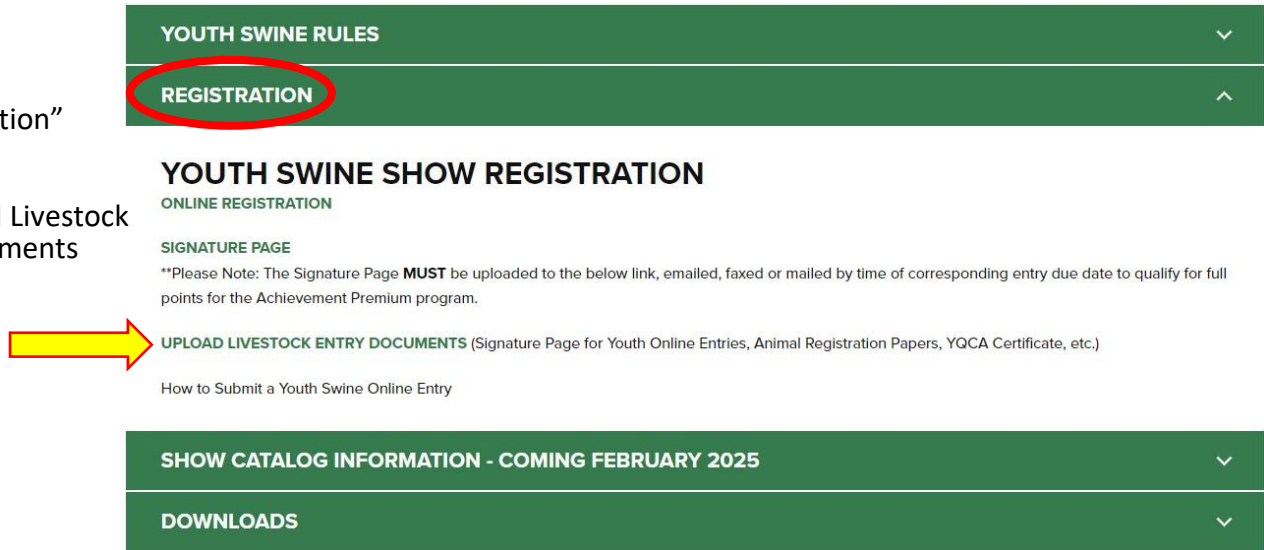
### STEP 12 – Upload Livestock Entry Documents (Signature Page, Animal Registration Papers, YQCA Certificate, etc)

**Please Note:** Exhibitors registering On-Line **MUST** collect all the Mandatory signatures required on the **Signature Page** (Ag Teacher, YLPA Representative, or County Extension Agent **and** 4-H Leader, Parent and Exhibitor). The Signature Page is located in Show Rules and on the website. **The Signature Page must submitted to the Ag Office by the corresponding entry due date to be eligible for full entry points.** Exhibitors are able to upload the document by selecting “Upload Livestock Entry Documents” under the Registration Tab. It can also be emailed, faxed or mailed to finalize entry process. Animal Registration Papers, YQCA Certificate can also be uploaded with this process.

### ON WEBSITE

CLICK on “Registration”

SELECT the Upload Livestock Entry Documents





**STEP 13 – Upload Livestock Entry Documents**  
 (Signature Page, Animal Registration Papers, YQCA Certificate, etc)

- **Fill out** all required information
- **Upload** Livestock Entry Document

**\*\* Please upload High Resolution Documents (or files that are large). Do not minimize the documents.**

These documents can also be:

Mailed to – PO Box 11766, Tampa, FL 33680

Emailed to – [AG@FloridaStateFair.com](mailto:AG@FloridaStateFair.com)

Faxed to – 813-740-3520

Please contact the Ag Office if you have any problems or need assistance

### LIVESTOCK ENTRY DOCUMENTS

Exhibitors are able to upload Livestock Entry Documents (Signature Pages, Animal Registration Papers, YQCA Certificates, etc) for the 2025 Florida State Fair.

**\*\* Please upload High Resolution Documents (or files that are large). Do not minimize the documents.**

If you have any questions about this process, please contact us at [AG@FloridaStateFair.com](mailto:AG@FloridaStateFair.com)

Exhibitor's Name  
   
First Name Last Name

Department

- Beef
- Boer Goat
- Dairy
- Dairy Goat
- Dog
- Llama
- Poultry
- Rabbit
- Sheep
- Steer
- Swine

Youth Signature Page  

Drag and drop here or [Browse files](#)  
Max. file size: 10 MB

Animal Registration Papers  

Drag and drop here or [Browse files](#)  
Max. file size: 10 MB

For Dairy, Dairy Goat & Llama Show Only - Lease Agreements  

Drag and drop here or [Browse files](#)  
Max. file size: 10 MB

Youth Dog Only - Dog's Rabies Certificate  

Drag and drop here or [Browse files](#)  
Max. file size: 10 MB

Additional Document  

Drag and drop here or [Browse files](#)  
Max. file size: 10 MB

**Submit Form**