

TABLE OF CONTENTS

Prior to Arrival.	1
Arrival at Fair.	2
Upon Arrival.	3
Purchasing Tickets.	3
Entrance to Fair.	3
General Information.	3
Lunches.	4
Be Sure To:.....	5
Field Trip Sites.	5
Map.	6
Important Notice.....	8
Field Trip Sites Descriptions.	9

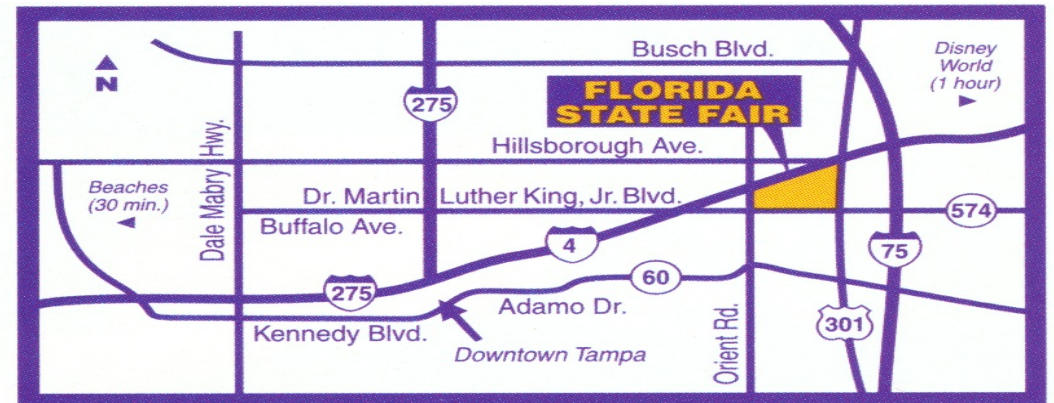
PRIOR TO ARRIVAL

- Be sure to check your assigned Field Trip date on your confirmation letter.
- All students must have name tags with their name and school. (It is helpful if all students wear the same color shirt.)
- Review Field Trip sites and map out your route. Remember: There is more to do than time allows. Decide which locations you want to visit.
- Make arrangements for lunches.
- Be prepared for inclement weather.

ARRIVAL AT FAIR

- All Field Trip participants must enter the Martin Luther King entrance at the Florida State Fairgrounds.

FOLLOW THE SIGNS FOR FIELD TRIP PARKING
PARKING IS FREE!



Traveling South on Interstate 75, exit at Dr. Martin Luther King, Jr. Blvd. West, continue on MLK, entrance to the Fairgrounds will be on right.

Traveling West on Interstate 4 coming toward Tampa, exit at US Highway 301 South, right at Traffic Light on Martin Luther King Blvd, entrance to the Fairgrounds will be on the right.

Traveling East on Interstate 4 exit at US Highway 301 South, right at Traffic Light on Martin Luther King Blvd, entrance to the Fairgrounds will be on the right.

Traveling North on Highway 301, turn left on Dr. Martin Luther King, Jr. Blvd., entrance to the Fairgrounds will be on right.

UPON ARRIVAL

- Please unload your students from the bus and line up in the designated area - "KID KORAL".
- To expedite entry into the Fair, Lead Teacher or Lead Chaperone should be on first bus and have all paper work ready to present to Fair Staff.

PURCHASING TICKETS

- While the students are lined up in the Kid Koral, Lead Teacher should proceed to the Field Trip Booth to pick up a Ticket Payment Sheet.
- After picking up Ticket Payment Sheet, teacher will proceed to the Ticket Booth to purchase tickets.
- Checks should be made out to the Florida State Fair.
- You will receive Tickets for admittance of your group into the Fair.

ENTRANCE TO FAIR

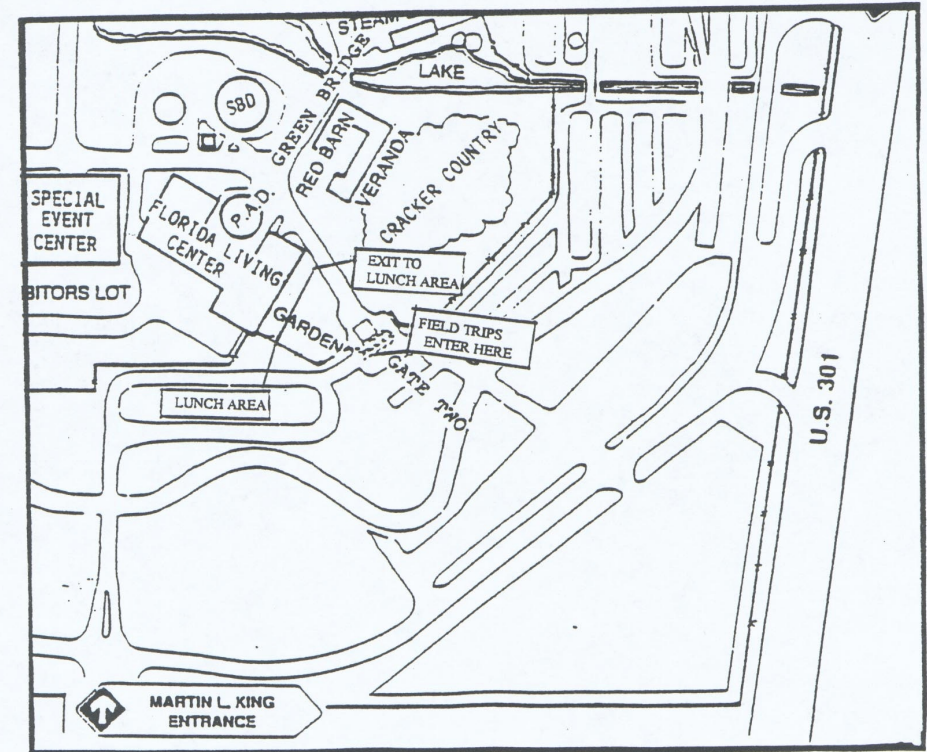
- Once you have your tickets, take your students and proceed to the entrance gate.

GENERAL INFORMATION

- If your school or additional chaperones arrive in cars, you will need to park in regular car parking area.
- If your additional chaperones do not arrive with group, they will have to pay Fair admission.
- Bus Driver, in uniform, will be provided an admission pass upon arrival.

LUNCHES


- If you have lunches, please leave them on your bus.
- At lunch, exit your students through the garden to the Lunch Area.
- Lunch area & picnic tables may fill due to the number of students. Alternative areas - Florida Learning Garden. (You will have to carry lunches)
- After lunch, students can reenter through the garden gate.



BE SURE TO:

- Instruct your students to find a police officer or Fair Volunteer if they become separated from the class.
- Instruct students to avoid touching any animal unless otherwise instructed.
- If students touch any animal, please have them use the Hand Sanitizing Stations/Hand Washing Stations located throughout the animal area.
- Check your map to locate:
 - Restrooms
 - First Aid
 - Lost Children's Center

FIELD TRIP SITES

- All Field Trip Sites are identified with  signs that correspond to the enclosed map.
- You are free to choose which sites you want to visit and in what order you want to proceed. Remember: You will not have time to visit all the locations, so plan your trip before you arrive.
- There are Fair Navigators throughout the grounds. Also the Guest Services Booths should be able to answer any questions as well.

IMPORTANT NOTICE

WARNING

There are animal exhibits at the Fair where animal wastes may be present on animals and surfaces. Microbes in these wastes can cause diarrhea, cramps, nausea, headaches, or other symptoms. They may pose special health risks for infants, young children, some of the elderly, and people with compromised immune systems.

When visiting the animal exhibits, for you and your students health & safety:

- Please do not touch animals or pens
- Please do not bring in or consume food
- Please do not bring in children's toys, pacifiers, baby bottles, sippy cups or stroller
- Please avoid hand to mouth activities

**HAND WASHING & HAND SANITIZING STATIONS
ARE LOCATED THROUGHOUT THE ANIMAL
AREAS!!!**